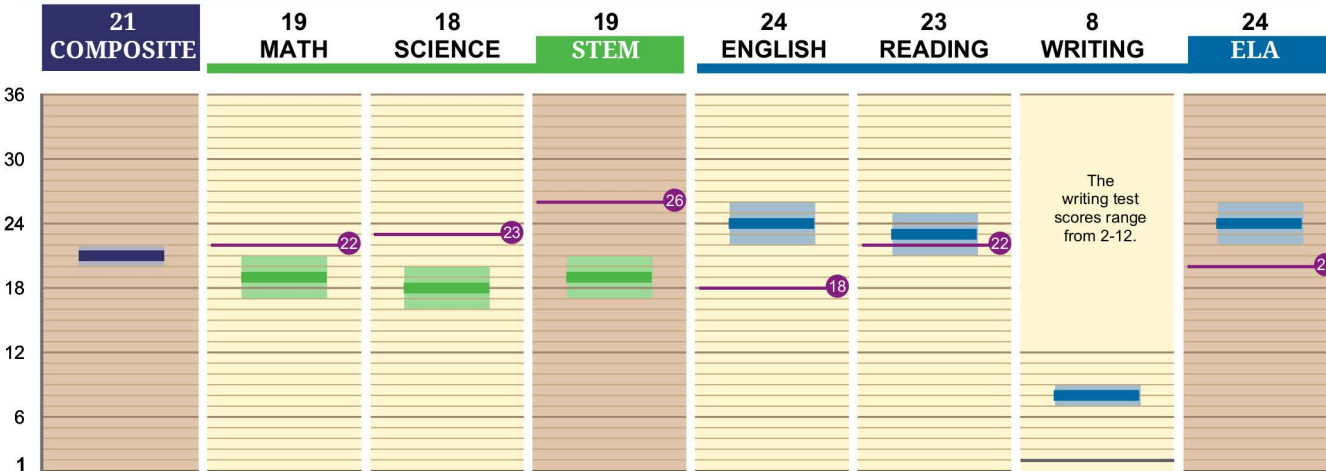




High School Report

SUPER SCORE	22	21	20	21	24	23	8	24
		Oct 2020	Oct 2020		Apr 2021	Apr 2021	Apr 2021	



Student Score
Score
Score Range

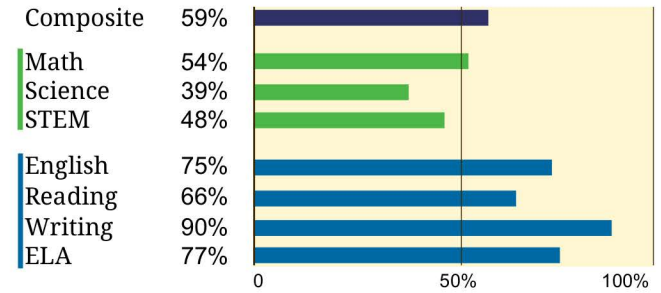
ACT College Readiness Benchmarks
Readiness Benchmark
If the student's score is at or above the Benchmark, he or she will likely be ready for first-year college courses in the corresponding subject area. There is currently no Benchmark for writing.

Student's Score Range
Test scores are estimates of the student's educational development. Think of true achievement on this test as being within a range that extends about one standard error of measurement, or about 1 point for the Composite and writing scores, and 2 points for STEM, ELA, and the other test scores, above and below the student's score.

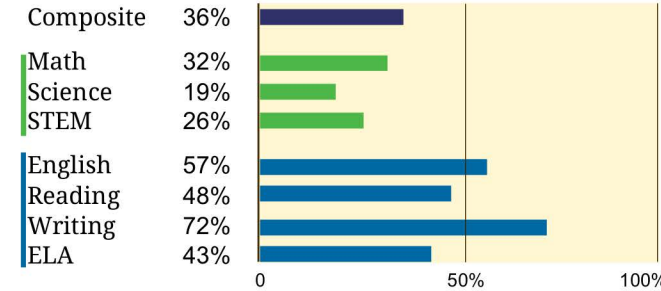
Ranking Results

The student's ranks tell you the approximate percentages of recent high school graduates in the US and your state who took the ACT[®] test and received scores that are the same as or lower than the student's scores. For example, a rank of 56 for the student's Composite score means 56% of students earned that Composite score or below.

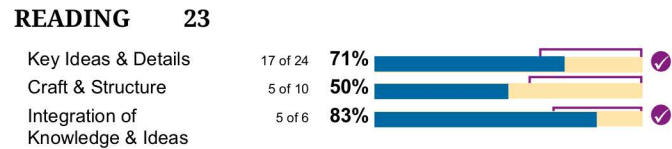
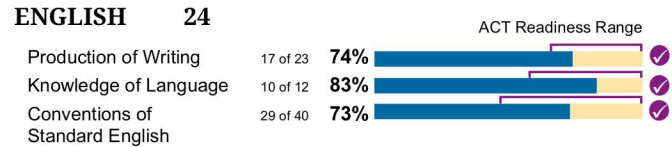

US Rank



State Rank



Detailed Results



Understanding Complex Texts
Understanding Complex Texts: This indicator lets you know if you are understanding the central meaning of complex texts at a level that is needed to succeed in college courses with high reading demand.

ACT Composite Score: ACT Math, Science, English, and Reading test scores and the Composite score range from 1 to 36. For each test, we converted the student's number of correct answers into a score within that range. The student's Composite score is the average of his or her scores on the four subjects rounded to the nearest whole number. If the student left any test completely blank, that score is reported as two dashes and no Composite score is computed.

STEM: Sciences, Technology, Engineering and Math **ELA:** English Language Arts

ACT Readiness Range: This range indicates how students who met the ACT College Readiness Benchmark on this subject test would be expected to perform.

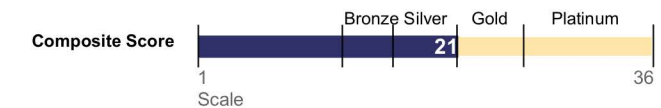
WRITING 8

Ideas & Analysis 8
Development & Support 8
Organization 9
Language Use & Conventions 8

If the student took the writing test, the essay was scored on a scale of 1 to 6 by two raters in each of the four writing domains. These domains represent essential skills and abilities that are necessary to meet the writing demands of college and career. The domain scores, which range from 2 to 12, are each a sum of the two raters' scores. The writing score is the average of the student's four domain scores rounded to the nearest whole number. To learn more about the writing score, visit www.act.org/the-act/writing-scores.

Progress Toward the ACT National Career Readiness Certificate[®]

This indicator provides an estimate of the ACT National Career Readiness Certificate (ACT NCRC[®]) that students with this ACT Composite score are likely to obtain. The ACT NCRC is an assessment-based credential that documents foundational work skills important for job success across industries and occupations.



Students with this ACT Composite score are likely to obtain a Silver level NCRC. Dashes (-) indicate information was not provided or could not be calculated.



ANN C TAYLOR
GRADUATION YEAR: 2023
TEST DATE: APRIL 2022

The **ACT**[®]
High School Report

College Fit

At the student's direction, scores from this test date are being reported to the colleges shown below. College planning information is provided for the choices listed when registered or tested. Check with colleges for recent changes in information. Note: GPA was calculated from the grades the student reported. For more information, see the *ACT User Handbook* at www.act.org/content/dam/act/unsecured/documents/ACT-UserHandbook.pdf

College Choices	Chance of "B" or Higher GPA based on Composite score and GPA	ACT Composite Scores of the middle 50% of current students	Average High School GPA of current students	Average High School Class Rank of current students	Percentage of First-Year Students Receiving Financial Aid	
					Need	Merit
0011 AUBURN UNIVERSITY AUBURN, AL	--%	24-30 1 36	3.86	Majority in Top 25%	38%	62%
0496 ADAMS STATE UNIVERSITY ALAMOSA, CO	--%	17-22 1 36	3.12	UNKNOWN	83%	42%
0561 CAPITAL COMMUNITY COLLEGE HARTFORD, CT	--%	1 36		UNKNOWN	76%	--%
0572 MITCHELL COLLEGE NEW LONDON, CT	--%	1 36	2.68	UNKNOWN	83%	77%
ANN C TAYLOR		21 Composite	3.45 GPA	Top 25% Class Rank		

Educational and Occupational Plans

Interest Inventory Scores



Major*		
Amer/English Literature		
Not Sure	Fairly Sure	Very Sure

Occupation*		
Creative Writing		
Not Sure	Fairly Sure	Very Sure

To learn more, visit www.act.org/collegeplanning

Examples of Related Majors

- Classical/Ancient Languages & Lit
- Comparative Literature
- Creative Writing
- English Language & Literature, General
- Communications, General

Examples of Related Occupations

- Actor
- Composer (Music)
- Dancer/Choreographer
- Fashion Model
- Musician (Instrumental)
- Radio/TV Program Writer
- Singer
- Writer/Author

Needs Help With*

Educational/Occupational Plans, Writing, Math, Reading, Study Skills, Finding Work

Have students check out careers, majors, and colleges that are right for them at www.act.org/collegeplanning.

*Information provided by the student. If major and occupation boxes are not shaded, data were incomplete.